

# **AIESEC United States**

## **Incoming Exchange Statistics**

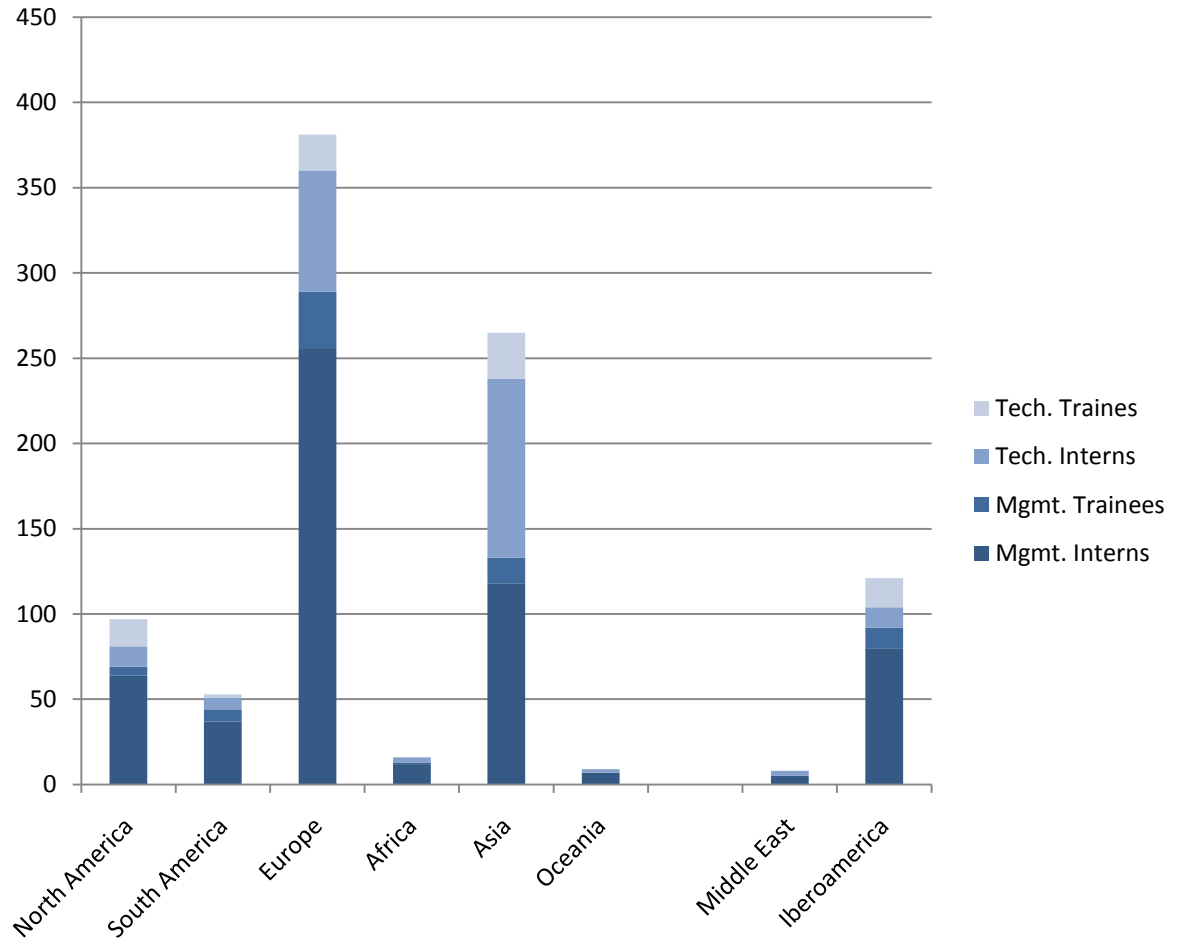
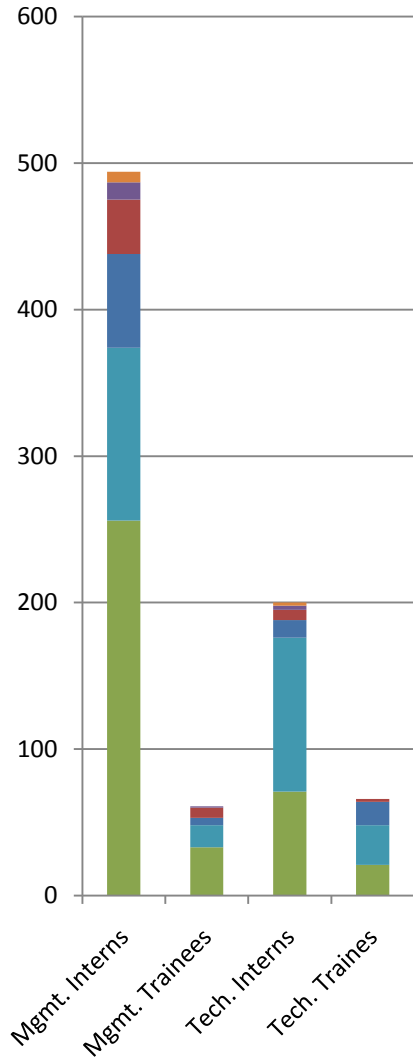


As of 1 January 2009

## Exchange By The Numbers

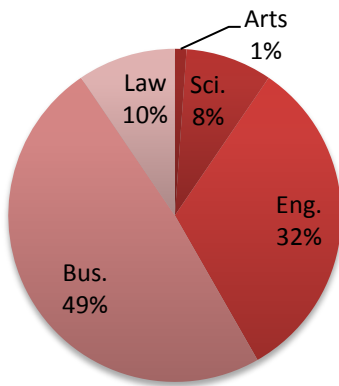
Year	MT			TT			ET			DT			Gender		Duration			Academic Fields					Total	
	Int	Tra	Σ	Int	Tra	Σ	Int	Tra	Σ	Int	Tra	Σ	M	F	1-6	6-12	12-18	Arts	Sci.	Eng.	Bus.	Law	Int	Tra
2009																								
2008	199	29	228	96	36	132	0	0	0	0	0	0	233	128	118	90	152	4	30	115	174	34	295	65
2007	221	27	248	79	33	112	0	0	0	0	0	0	237	147	105	81	197	7	48	63	215	23	300	60
2006	138	18	156	35	9	44	0	0	0	0	0	0	134	70	31	43	130	10	20	23	127	21	173	27
<b>Since 2006</b>																								
Total	558	74	632	210	78	288	0	0	0	0	0	0	604	345	254	214	479	21	98	201	516	78	768	152
North America	64	5	69	12	16	28	0	0	0	0	0	0	54	44	28	15	54	3	7	20	50	14	76	21
South America	37	7	44	7	2	9	0	0	0	0	0	0	30	23	7	10	36	2	2	5	32	12	44	9
Europe	256	33	289	71	21	92	0	0	0	0	0	0	247	142	104	87	202	7	43	43	244	37	327	54
Africa	12	1	13	3	0	3	0	0	0	0	0	0	11	5	4	1	11	0	1	2	11	2	15	1
Asia	118	15	133	105	27	132	0	0	0	0	0	0	194	81	75	70	128	7	28	125	101	4	223	42
Oceania	7	0	7	2	0	2	0	0	0	0	0	0	5	4	4	2	3	0	0	2	2	5	9	0
Middle East	5	0	5	3	0	3	0	0	0	0	0	0	8	0	2	2	4	0	0	3	3	2	8	0
Iberoamerica	80	12	92	12	17	29	0	0	0	0	0	0	74	47	20	23	78	2	4	25	64	22	92	29
WENA	290	22	312	70	17	87	0	0	0	0	0	0	253	155	112	86	213	10	43	35	260	45	360	39
CEE	14	13	27	12	6	18	0	0	0	0	0	0	26	19	8	12	25	1	7	9	28	0	26	19
MENA	4	0	4	1	0	1	0	0	0	0	0	0	5	0	1	0	4	0	0	1	3	1	5	0
APAC	105	11	116	83	17	100	0	0	0	0	0	0	160	66	56	56	112	5	24	99	83	6	188	28
Rest of Africa	10	1	11	3	0	3	0	0	0	0	0	0	9	5	4	1	9	0	1	2	10	1	13	1

### Breakdown by Traineeship/Internship Type and by Region

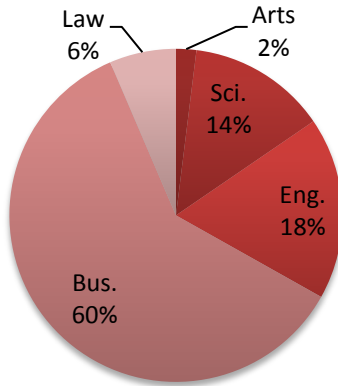


# Breakdown by Year, Academic Major, Internship Type, and AIESEC Growth Network

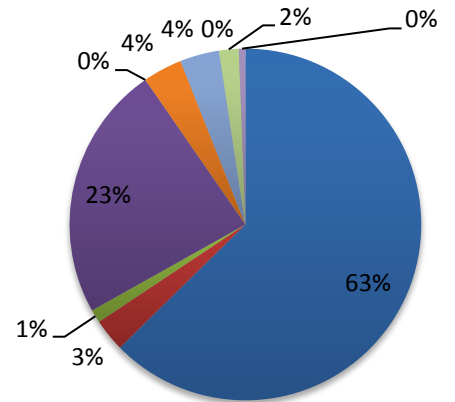
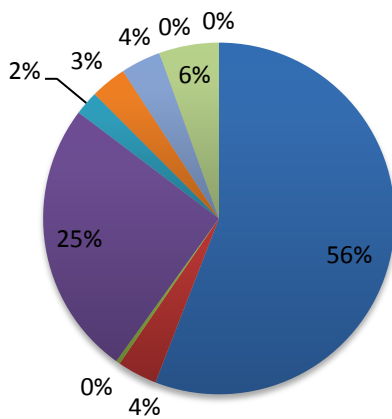
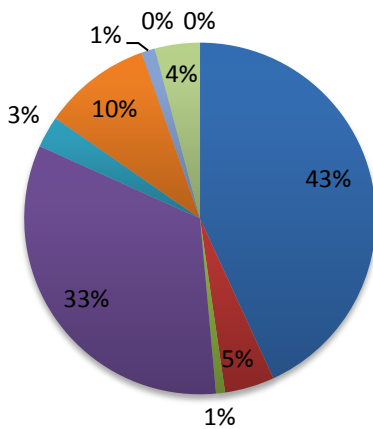
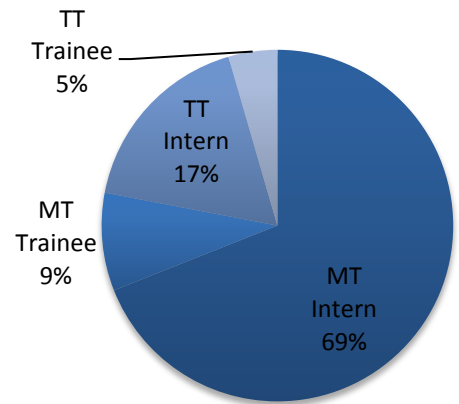
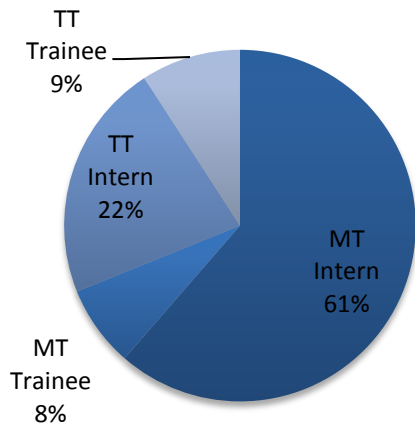
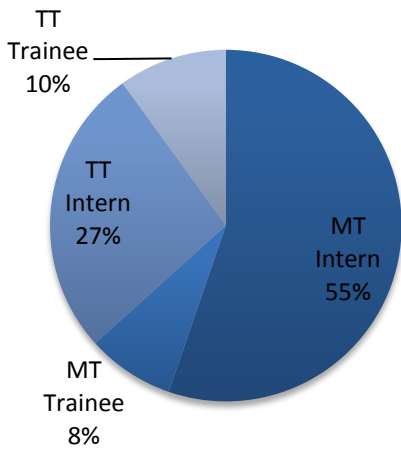
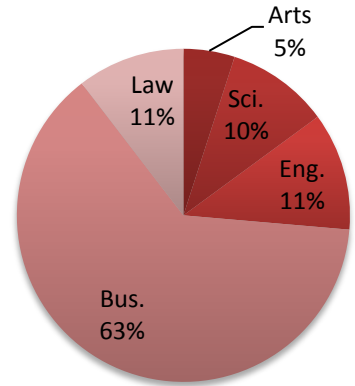
**2008**



**2007**



**2006**



■ WENA Int.    ■ CEE Int.    ■ MENA Int.    ■ APAC Int.    ■ Africa Int.  
■ WENA Tra.    ■ CEE Tra.    ■ MENA Tra.    ■ APAC Tra.    ■ Africa Tra.

## 2006

Country	MT			TT			ET			DT			Gender		Duration			Academic Fields					Total		
	Int	Tra	Σ	Int	Tra	Σ	Int	Tra	Σ	Int	Tra	Σ	M	F	1-6	6-12	12-18	Arts	Sci.	Eng.	Bus.	Law	Int	Tra	
Argentina	1	2	3			0			0			0	1	2			3				3	1		1	2
Australia	1		1	2		2			0			0	2	1	1	2				2		1	3	0	0
Austria	1		1			0			0			0	1		1					1		1	1	0	0
Belgium	5		5	1		1			0			0	6		3	1	2			1	4	1	6	0	0
Bolivia	2		2			0			0			0	2			2					2		2	0	0
Brazil	4		4			0			0			0	3	1		2	2				4		4	0	0
Bulgaria		1	1			0			0			0		1			1				1		0	1	1
Canada	10	1	11			0			0			0	6	5	1	2	7				10	1	10	1	1
China	4		4		1	1			0			0	4	1		3	2	1		1	2	1	4	1	1
Colombia			0	1		1			0			0	1				1	1					1	0	0
Costa Rica	1		1			0			0			0		1			1					1	1	0	1
Czech Republic	1	1	2	1		1			0			0	1	2		1	2		1		2		2	1	1
Denmark	1		1	1		1			0			0	2				2		1		1		2	0	0
Ecuador		1	1			0			0			0		1			1				1		0	1	1
Finland	2		2	1		1			0			0	1	2		2	1		1		2		3	0	0
France	13	2	15	3		3			0			0	10	8	3	3	12		1	2	14	1	16	2	2
Germany	11		11		2	2			0			0	12	1	1	2	9	1		2	9	1	11	2	1
Hungary	1	1	2			0			0			0	1	1	1		1			2		1	1	1	1
India	1	1	2	1		1			0			0	3			1	2		1		2		2	1	1
Indonesia	2		2	2	1	3			0			0	3	2	1	1	3		1	2	2		4	1	1
Ireland	2		2	3		3			0			0	4	1		2	3	1	2	1	1		5	0	0
Italy	9		9	1		1			0			0	6	4		1	11		1		5	4	10	0	0
Japan	12		12	2		2			0			0	12	5	1	5	11		2		15		14	0	0
Jordan			0	1		1			0			0	1				1			1		1	0	0	0
Kenya		1	1			0			0			0	1		1						1		0	1	1
Kuwait	1		1	2		2			0			0	3			2	1			2	1	3	0	0	0
Lithuania		1	1			0			0			0		1			1				1		0	1	1
Malaysia			0	2		2			0			0	2			2					1		2	0	0
Mexico	4	2	6		3	3			0			0	4	5		1	8		2	3	1	2	4	5	5
Netherlands	8		8	1		1			0			0	5	4	2	3	4	1	1		4	3	9	0	0
New Zealand	3		3			0			0			0	1	2	1		2				1	2	3	0	0
Panama	1		1			0			0			0		1			1				1		1	0	0
Peru		1	1	1		1			0			0	1	1			2			1	1		1	1	1
Philippines		1	1			0			0			0	1				1				1		0	1	1
Poland			0		1	1			0			0	1			1			1		1		0	1	1
Qatar	1		1			0			0			0	1		1						1		1	0	0
Russia	1	1	2			0			0			0	2			1	1				2		1	1	1
Serbia and Montenegro	1		1		1	1			0			0	1	1			2		1		1		1	1	1
Singapore			0	6		6			0			0	4	2	4	2			2	4			6	0	0
South Korea	3		3			0			0			0	2	1			3	2			1		3	0	0
Spain	2		2			0			0			0	1	1			2				2		2	0	0
Sweden	3		3	1		1			0			0	2	2	1		3		1		3		4	0	0
Switzerland	4		4			0			0			0	3	1	2		2				4		4	0	0
Taiwan			0	1		1			0			0		1	1			1					1	0	0
Thailand	1		1			0			0			0	1				1	1					1	0	0
Turkey	1		1			0			0			0	1				1	1					1	0	0
United Kingdom	20	1	21	1		1			0			0	15	8	5	3	15	0	2	0	19	2	21	1	1
<b>Total</b>	<b>138</b>	<b>18</b>	<b>156</b>	<b>35</b>	<b>9</b>	<b>44</b>	<b>0</b>	<b>0</b>	<b>0</b>	<b>0</b>	<b>0</b>	<b>0</b>	<b>134</b>	<b>70</b>	<b>31</b>	<b>43</b>	<b>130</b>	<b>10</b>	<b>20</b>	<b>23</b>	<b>127</b>	<b>21</b>	<b>173</b>	<b>27</b>	
<i>North America</i>	16	3	19	0	3	3	0	0	0	0	0	0	10	12	1	3	17	0	0	3	12	4	16	6	6
<i>South America</i>	7	4	11	2	0	2	0	0	0	0	0	0	8	5	0	2	11	1	0	1	11	0	9	4	4
<i>Europe</i>	84	7	91	14	4	18	0	0	0	0	0	0	72	38	19	19	73	3	12	7	76	12	98	11	11
<i>Africa</i>	0	1	1	0	0	0	0	0	0	0	0	0	1	0	1	0	0	0	0	0	0	1	0	1	1
<i>Asia</i>	27	3	30	17	2	19	0	0	0	0	0	0	40	12	8	17	27	6	8	10	27	1	44	5	5
<i>Oceania</i>	4	0	4	2	0	2	0	0	0	0	0	0	3	3	2	2	2	0	0	2	1	3	6	0	0
<i>Middle East</i>	2	0	2	3	0	3	0	0	0	0	0	0	5	0	1	2	2	0	0	3	2	0	5	0	0
<i>Iberoamerica</i>	15	6	21	2	3	5	0	0	0	0	0	0	13	13	0	3	23	1	0	4	15	3	17	9	9
<i>WENA</i>	91	4	95	13	2	15	0	0	0	0	0	0	74	37	19	19	73	3	10	6	79	13	104	6	6
<i>CEE</i>	4	5	9	1	1	2	0	0	0	0	0	0	6	5	1	3	7	1	1	1	8	0	5	6	6
<i>MENA</i>	1	0	1	1	0	1	0	0	0	0	0	0	2	0	1	0	1	0	0	1	1	0	2	0	0
<i>AP</i>	23	2	25	16	1	17	0	0	0	0	0	0	31	14	9	13	23	4	8	8	22	3	39	3	3
<i>Africa*</i>	0	1	1	0	0	0	0	0	0	0	0	0	1	0	1	0	0	0	0	0	0	1	0	1	1

2007

Country	MT			TT			ET			DT			Gender		Duration			Academic Fields					Total	
	Int	Tra	Σ	Int	Tra	Σ	Int	Tra	Σ	Int	Tra	Σ	M	F	1-6	6-12	12-18	Arts	Sci.	Eng.	Bus.	Law	Int	Tra
Argentina	3		3	1		1			0			0	3	1	2	2					2	2	4	0
Australia	1		1			0			0			0		1		1					1		1	0
Austria	2		2	1	1	0			0			0	1	2	1	1	1		1		2		2	1
Belgium	5		5			0			0			0	3	2	3		2				5		5	0
Bosnia and Herzegovina	1		1			0			0			0	1		1						1		1	0
Brazil	8	2	10	1		1			0			0	6	5	2	2	7	1	1		6	3	9	2
Bulgaria		1	1			0			0			0		1		1					1		0	1
Canada	25		25	7		7			0			0	19	14	15	4	14	3	4		21	5	32	0
China	3	3	6	3	6	9			0			0	8	7	8	5	2		1	7	5	1	6	9
Colombia			0	1	1	2			0			0	1	1	2				1	1			1	1
Costa Rica		1	1			0			0			0		1		1					1		0	1
Czech Republic		1	1			0			0			0		1	1						1		0	1
Denmark	2		2			0			0			0	2	2							2		2	0
Estonia		2	2			0			0			0	1	1		2					2		0	2
Finland	1		1			0			0			0	1		1						1		1	0
France	11		11	11	2	13			0			0	19	12	7	4	20	1	4	9	7	2	22	2
Germany	16	2	18	5	2	7			0			0	16	9	13	6	10		2	3	17	1	21	4
Ghana	1		1			0			0			0	1		1						1		1	0
Hungary	1	1	2	1		1			0			0	3		1	2				1	2		2	1
Iceland	1		1			0			0			0		1		1					1		1	0
India	3	1	4	7	8	15			0			0	14	6	7	3	10		5	14	1		10	9
Indonesia	2		2	9		9			0			0	9	2	2	9				9	2		11	0
Ireland	4		4	2		2			0			0	4	2	2	4				2	4		6	0
Italy	13		13	7		7			0			0	13	7	4	2	14	1	4	1	8	4	20	0
Japan	18	4	22	3	1	4			0			0	20	6	1	7	16		6	4	13		21	5
Lebanon	1		1			0			0			0	1		1							1	1	0
Mexico	2	1	3		1	1			0			0	4		2	1	1		1	2		1	2	2
Morocco	1		1			0			0			0	1		1		1				1		1	0
Netherlands	7	1	8	3		3			0			0	9	2	4	3	4	1	3		7		10	1
Nigeria			0	2		2			0			0	2				2		1	1			2	0
Pakistan	3		3			0			0			0	2	1			3				3		3	0
Peru	3		3			0			0			0	2	1			3				3		3	0
Philippines	4		4			0			0			0	2	2		4					4		4	0
Poland	2		2		1	1			0			0	1	2	1	1	1			1	2		2	1
Portugal	1		1			0			0			0	1				1				1		1	0
Romania			0		1	1			0			0	1				1		1				0	1
Russia	3		3	1		1			0			0	2	2	1	1	2		1		3		4	0
Singapore			0	2		2			0			0	2				2				1		2	0
Slovakia		1	1			0			0			0	1			1					1		0	1
South Africa	3		3			0			0			0	2	1			3				3		3	0
South Korea	12		12	2		2			0			0	11	8	3	1	15			3	11		14	0
Spain	10		10			0			0			0	6	4		3	7				8	2	10	0
Sweden	5		5	2	1	3			0			0	4	4	2		6				4	1	7	1
Switzerland	8		8	4		4			0			0	8	4	6	2	4		4		8		12	0
Taiwan	3		3		1	1			0			0	1	3	1		3			1	3		3	1
Turkey			0		1	1			0			0	1				1		1				0	1
Ukraine	2	1	3			0			0			0	2	1	1		2				3		2	1
United Kingdom	28	5	33	3	6	9			0			0	25	27	10	14	25		5	1	40		31	11
Venezuela	1		1	2		2			0			0	2	1	1	1	1			2	1		3	0
Vietnam	1		1			0			0			0	1				1				1		1	0
<b>Total</b>	<b>221</b>	<b>27</b>	<b>248</b>	<b>79</b>	<b>33</b>	<b>112</b>	<b>0</b>	<b>0</b>	<b>0</b>	<b>0</b>	<b>0</b>	<b>0</b>	<b>237</b>	<b>147</b>	<b>105</b>	<b>81</b>	<b>197</b>	<b>7</b>	<b>48</b>	<b>63</b>	<b>215</b>	<b>23</b>	<b>300</b>	<b>60</b>
<i>North America</i>	27	2	29	7	1	8	0	0	0	0	0	0	23	15	17	5	16	3	5	2	22	6	34	3
<i>South America</i>	14	2	16	3	1	4	0	0	0	0	0	0	12	8	6	4	10	1	2	1	11	5	17	3
<i>Europe</i>	92	10	102	35	8	43	0	0	0	0	0	0	95	57	47	30	79	3	21	18	88	10	127	18
<i>Africa</i>	5	0	5	2	0	2	0	0	0	0	0	0	6	1	0	1	6	0	1	1	5	0	7	0
<i>Asia</i>	52	8	60	27	17	44	0	0	0	0	0	0	73	37	24	26	58	0	14	38	46	2	79	25
<i>Oceania</i>	1	0	1	0	0	0	0	0	0	0	0	0	0	1	0	0	1	0	0	0	1	0	1	0
<i>Middle East</i>	1	0	1	0	0	0	0	0	0	0	0	0	1	0	1	0	0	0	0	0	0	1	1	0
<i>Iberoamerica</i>	27	4	31	3	2	5	0	0	0	0	0	0	23	13	8	8	20	1	3	3	21	8	30	6
<i>WENA</i>	111	3	114	41	6	47	0	0	0	0	0	0	104	65	57	29	87	6	24	16	96	15	152	9
<i>CEE</i>	8	7	15	2	3	5	0	0	0	0	0	0	12	8	5	6	9	0	3	2	15	0	10	10
<i>MENA</i>	1	0	1	0	0	0	0	0	0	0	0	0	1	0	0	0	1	0	0	0	1	0	1	0
<i>AP</i>	46	5	51	23	10	33	0	0	0	0	0	0	61	29	14	20	54	0	11	31	39	0	69	15
<i>Africa*</i>	4	0	4	2	0	2	0	0	0	0	0	0	5	1	0	1	5	0	1	1	4	0	6	0

# 2008

Country	MT			TT			ET			DT			Gender		Duration			Academic Fields					Total		
	Int	Tra	Σ	Int	Tra	Σ	Int	Tra	Σ	Int	Tra	Σ	M	F	1-6	6-12	12-18	Arts	Sci.	Eng.	Bus.	Law	Int	Tra	
Argentina	3		3			0			0			0	3			2	1					3	3	0	
Australia	2		2			0			0			0	2		2							2	2	0	
Austria			0	1	1				0			0	1		1								0	1	
Belguim	7		7			0			0			0	7		7						7		7	0	
Brazil	8		8	1	1				0			0	4	5		1	8			1	5	3	9	0	
Bulgaria			0	1	1				0			0	1				1		1				1	0	
Canada	9		9		2	2			0			0	1	10		2	9		1	1	7	2	9	2	
Chile			0	1	1				0			0	1				1		1				1	0	
China	4		4	14	3	17			0			0	14	7	13	4	4			18	3		18	3	
Colombia	2	1	3		1	1			0			0	2	2	1	1	2			1	2	1	2	2	
Czech Republic	1		1			0			0			0		1			1				1		1	0	
Denmark	2		2	1	1				0			0	3		1	2			1		2		3	0	
Dominican Republic	1		1			0			0			0		1			1			1			1	0	
Egypt	1		1			0			0			0	1				1					1	1	0	
El Salvador	1		1			0			0			0	1				1					1	1	0	
Finland	1		1			0			0			0	1				1					1	1	0	
France	12	4	16	1	1				0			0	12	5	3	5	8	1	0	1	10	5	13	4	
Germany	10	1	11	3	3				0			0	11	6	3	8	6		5	1	10	1	13	4	
Greece			0		1	1			0			0	1				1		1				0	1	
Hong Kong	1		1		1	1			0			0	2		1	1				1	1		1	1	
Iceland			0	1	1				0			0	1				1			1			1	0	
India	2		2	7	7				0			0	8	1		3	6	1	2	5		1	9	0	
Indonesia			0	2	2				0			0	1	1	1	1			2				2	0	
Ireland	2		2			0			0			0		2		1	1				1	1	2	0	
Italy	12	3	15	4	4				0			0	10	9	1	4	14		1	3	11	2	16	3	
Japan	15		15	5	5				0			0	17	4	3	8	10		1	4	16		20	0	
Malaysia	1		1	9	9				0			0	10	5	1	4			9	1			10	0	
Mexico	10		10	5	10	15			0			0	19	6	10	5	10		1	14	8	1	15	10	
Netherlands	15	3	18			0			0			0	7	11	13	3	2				18		15	3	
Nigeria	2		2			0			0			0	2		1		1				2		2	0	
Norway	3	1	4		1	1			0			0	3	2	3	2				1	4		3	2	
Pakistan			0	1	1				0			0	1			1			1				1	0	
Peru	3		3			0			0			0		3			3				3		3	0	
Philippines	1		1	2	2				0			0	2	1	1	1	1			2	1		3	0	
Poland		1	1	3	2	5			0			0	4	2	2	1	3		1	4	1		3	3	
Portugal	2		2		1	1			0			0	2	1		1	2			1	2		2	1	
Qatar	1		1			0			0			0	1				1				1		1	0	
Russia	1		1	3	3				0			0	2	2		1	3		1		3		4	0	
Serbia			0	2	2				0			0	1	1		1	1			2			2	0	
Singapore			0	13	1	14			0			0	10	4	11	2	1			14			13	1	
South Africa	4		4	1	1				0			0	1	4	2	3				1	4		5	0	
South Korea	12	4	16	2		2			0			0	10	8	6	5	7		1	16	1		14	4	
Spain	8	1	9			0			0			0	6	3	1	2	6				7	2	8	1	
Sweden	2	1	3	2	2				0			0	4	1		3	2			2	2	1	4	1	
Switzerland	10	1	11	4	4				0			0	12	3	10	5				2	11	2	14	1	
Taiwan	1		1	3	4	7			0			0	5	3	3		5			7	1		4	4	
Thailand	1		1			0			0			0		1			1				1		1	0	
Turkey	1		1			0			0			0		1			1				1		1	0	
Ukraine	2		2			0			0			0		2			2						2	0	
United Kingdom	22	8	30	5	5	10			0			0	25	15	13	13	14		2	11		25	4	27	13
Venezuela	1		1	0	0	0			0			0	1	0	0	0	1			1	0	0	1	0	
<b>Total</b>	<b>199</b>	<b>29</b>	<b>228</b>	<b>96</b>	<b>36</b>	<b>132</b>	<b>0</b>	<b>0</b>	<b>0</b>	<b>0</b>	<b>0</b>	<b>0</b>	<b>233</b>	<b>128</b>	<b>118</b>	<b>90</b>	<b>152</b>	<b>4</b>	<b>30</b>	<b>115</b>	<b>174</b>	<b>34</b>	<b>295</b>	<b>65</b>	
<i>North America</i>	21	0	21	5	12	17	0	0	0	0	0	0	21	17	10	7	21	0	2	15	16	4	26	12	
<i>South America</i>	16	1	17	2	1	3	0	0	0	0	0	0	10	10	1	4	15	0	0	3	10	7	18	2	
<i>Europe</i>	80	16	96	22	9	31	0	0	0	0	0	0	80	47	38	38	50	1	10	18	80	15	102	25	
<i>Africa</i>	7	0	7	1	0	1	0	0	0	0	0	0	4	4	3	0	5	0	0	1	6	1	8	0	
<i>Asia</i>	39	4	43	61	8	69	0	0	0	0	0	0	81	32	43	27	43	1	6	77	28	1	100	12	
<i>Oceania</i>	2	0	2	0	0	0	0	0	0	0	0	0	2	0	2	0	0	0	0	0	0	2	2	0	
<i>Middle East</i>	2	0	2	0	0	0	0	0	0	0	0	0	2	0	0	0	2	0	0	0	1	1	2	0	
<i>Iberoamerica</i>	38	2	40	7	12	19	0	0	0	0	0	0	38	21	12	12	35	0	1	18	28	11	45	14	
<i>WENA</i>	88	15	103	16	9	25	0	0	0	0	0	0	75	53	36	38	53	1	9	13	85	17	104	24	
<i>CEE</i>	2	1	3	9	2	11	0	0	0	0	0	0	8	6	2	3	9	0	3	6	5	0	11	3	
<i>MENA</i>	2	0	2	0	0	0	0	0	0	0	0	0	2	0	0	0	2	0	0	0	1	1	2	0	
<i>AP</i>	36	4	40	44	6	50	0	0	0	0	0	0	68	23	33	23	35	1	5	60	22	3	80	10	
<i>Africa*</i>	6	0	6	1	0	1	0	0	0	0	0	0	3	4	3	0	4	0	0	1	6	0	7	0	



# Glossary

AIESEC Growth Networks					
Ibero America	WENA	CEE	MENA	AP	Africa*
Chile	Austria	Armenia	Bahrain	Afghanistan	Botswana
Bolivia	Belgium	Azerbaijan	Egypt	Australia	Cameroon
Argentina	Canada	Bosnia Herzegovina	Jordan	Bangladesh	Ivory Coast
Colombia	Denmark	Bulgaria	Morocco	China, Mainland of	Gabon
Costa Rica	Finland	Croatia	Qatar	Hong Kong	Ghana
Dominican Republic	France	Czech Republic	United Arab Emirates	India	Kenya
Ecuador	Germany	Estonia	Oman	Indonesia	Nigeria
El Salvador	Greece	Georgia		Japan	Rwanda
Guatemala	Iceland	Hungary		South Korea	Senegal
Honduras	Ireland	Kazakhstan		Malaysia	South Africa
Mexico	Italy	Kyrgyzstan		New Zealand	Tanzania
Nicaragua	Malta	Latvia		Pakistan	Togo
Paraguay	Netherlands	Lithuania		Philippines	Uganda
Peru	Norway	Macedonia		Singapore	Zimbabwe
Puerto Rico	Portugal	Moldova		Sri Lanka	
Spain	Spain	Poland		Taiwan	
Uruguay	Sweden	Romania		Thailand	
Venezuela	Switzerland	Russia		Vietnam	
Brazil	United Kingdom	Serbia			
Portugal	United States	Slovakia			
Andorra		Slovenia			
		Tajikistan			
		Tunisia			
		Turkey			
		Ukraine			
		Uzbekistan			

<b>MT</b>	Management Traineeship
<b>TT</b>	Technical Traineeship
<b>DT</b>	Developmental Traineeship
<b>ET</b>	Educational Traineeship

<b>Int.</b>	Intern (abbreviated)
<b>Tra.</b>	Trainee (abbreviated)

<b>Duration</b>	The duration/length of a traineeship/internship in months
<b>Growth Network</b>	Collection of nations and territories related by geographic region, economy, and/or language/culture
<b>WENA</b>	Western Europe and North America
<b>CEE</b>	Central and Eastern Europe
<b>MENA</b>	Middle East and North Africa
<b>AP</b>	Asia Pacific
<b>Africa*</b>	South Saharan, Africa excluding the north African arabic countries